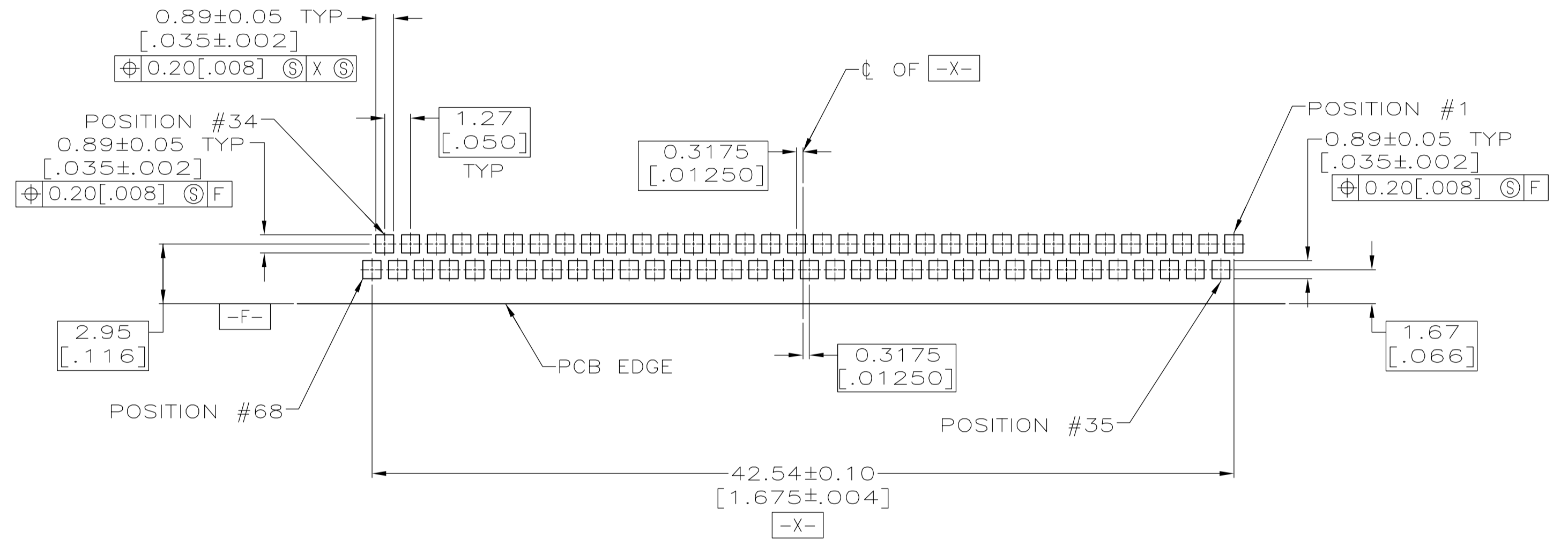
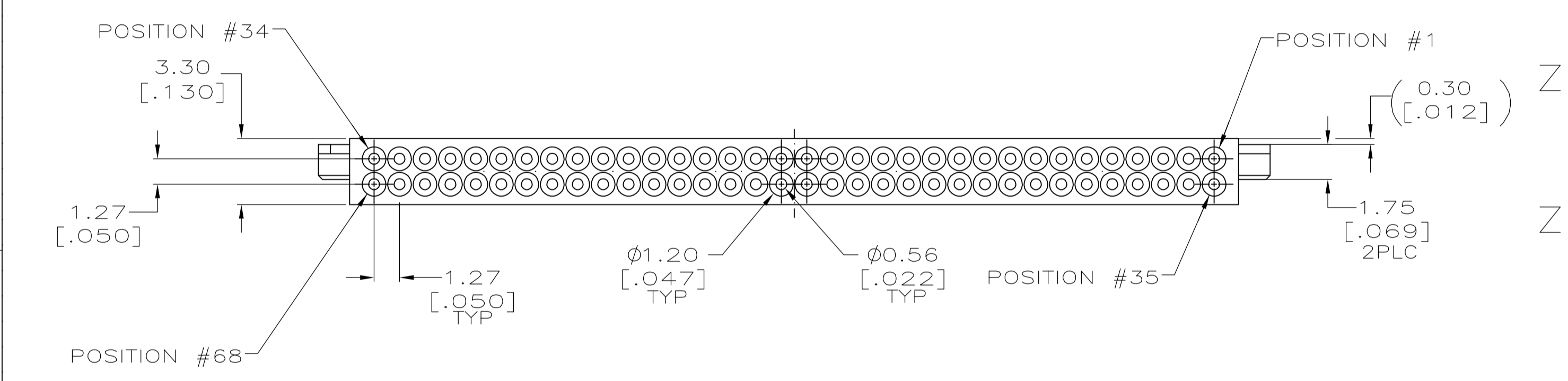
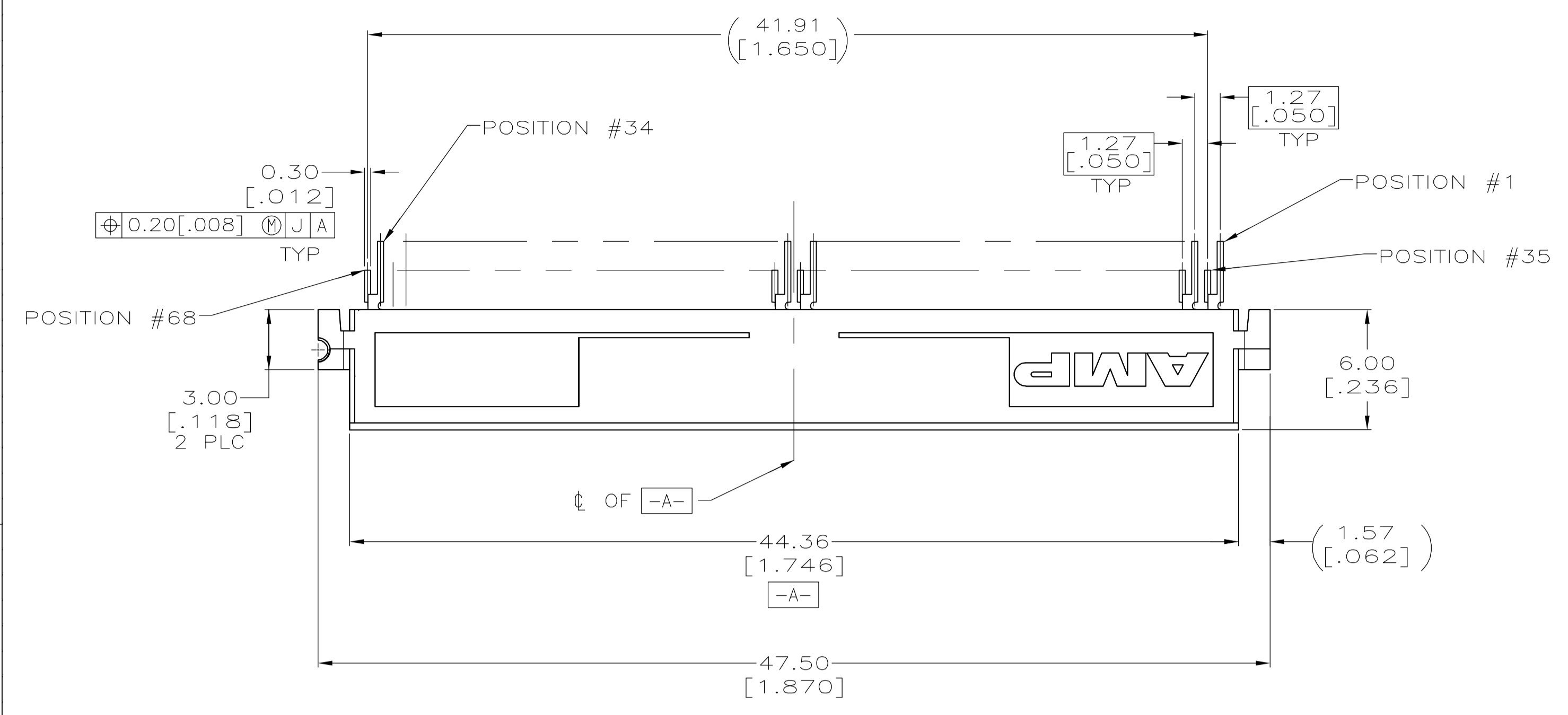
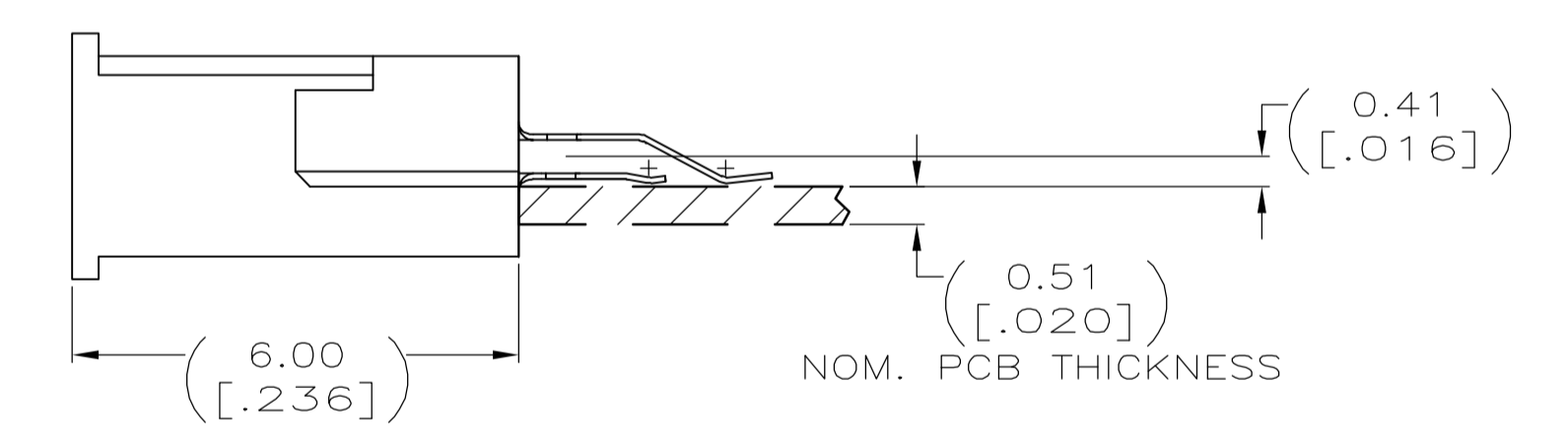


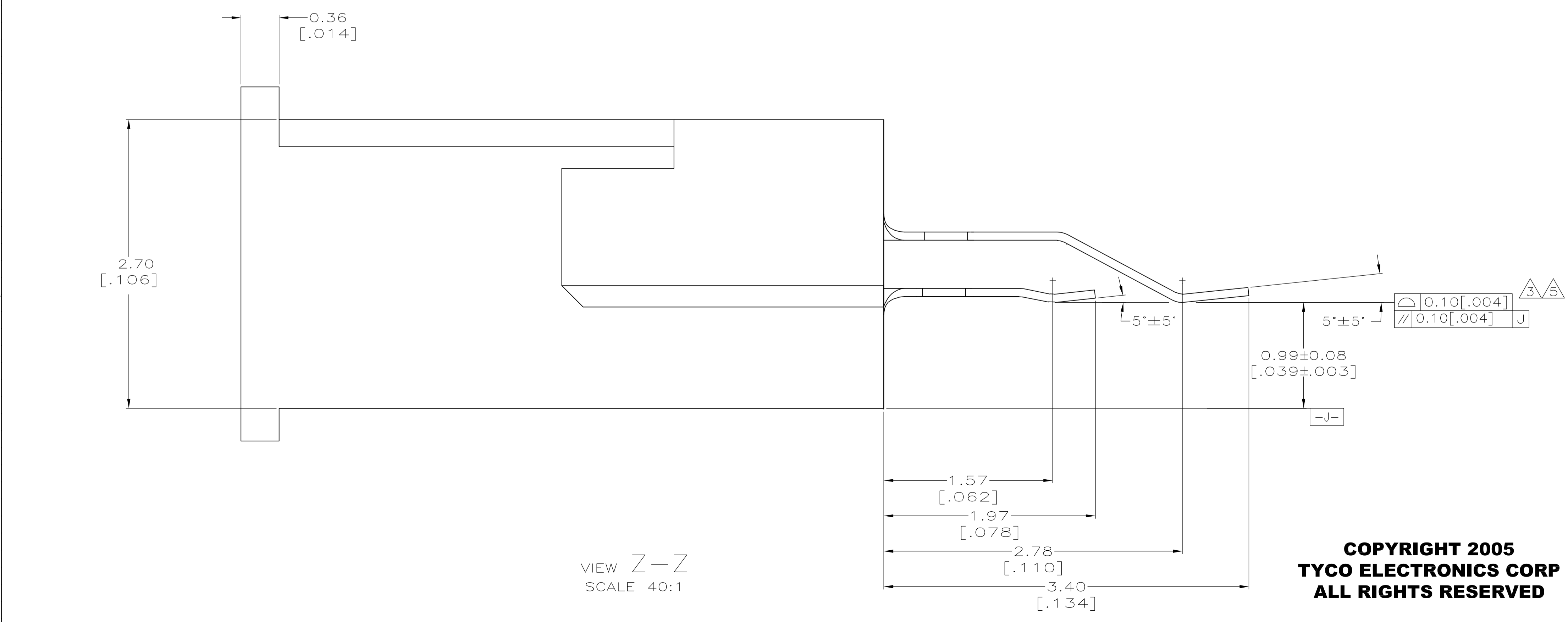
LOC		DIST		REVISIONS			
GP	00	F	LTR	DESCRIPTION	DATE	DWN	APVD
A				REVISED PER ECN 0513-0252-05	02AUG06	JDP	DLG



RECOMMENDED PC BOARD LAYOUT



PC BOARD LOCATION (REF)
SCALE: 10:1



VIEW Z-Z
SCALE 40:1

- 1 HOUSING: LCP, GLASS FILLED, COLOR: BLACK.
- 2 CONTACTS: BERYLLIUM COPPER.
- 3 DIMENSION IN REFERENCE TO LOWEST POINT OF EACH LEAD.
- 4. POINT OF CONTACT 2.3[.091] REF FROM MATING FACE.
- 5 APPLIES TO ALL SOLDER TAILS.
- 6 PACKAGED IN 56mm WIDE TAPE AND PLASTIC REEL.
- 7 PACKAGED IN 72mm WIDE TAPE AND PLASTIC REEL.
- 8 CONTACTS: 0.00076[.000030] MINIMUM GOLD ON MATING AREA, 0.00064[.000025] MINIMUM SEMI-BRIGHT NICKEL ON MATING AREA, 0.00254[.000100] MINIMUM MATTE TIN ON SOLDER TAIL, ALL OVER 0.00127 [.000050] MINIMUM MATTE NICKEL.

**COPYRIGHT 2005
 TYCO ELECTRONICS CORP
 ALL RIGHTS RESERVED**

OBsolete	7	5146231-5
	6	5146231-4
	PACKAGING	PART NUMBER

THIS DRAWING IS A CONTROLLED DOCUMENT.		DWN A. FERNANDEZ-DOCK5 02-21-05	Tyco Electronics Corporation Harrisburg, PA 17105-3608	
DIMENSIONS: mm [INCHES]		CHK D. GORENC 02-21-05	APVD M. WALMSLEY 02-21-05	
TOLERANCES UNLESS OTHERWISE SPECIFIED:		NAME RCPT ASSEMBLY, SURFACE MOUNT, 68 POS. 0.41mm/.016in OFFSET, AMP MEMORY CARD		
0 PLC ± -	1 PLC ± -	PRODUCT SPEC		
2 PLC ± 0.13 [.005]	3 PLC ± -	APPLICATION SPEC		
4 PLC ± -	ANGLES ± 30°	SIZE CASE CODE DRAWING NO		
MATERIAL	FINISH	WEIGHT	A1 00779	RESTRICTED TO
			©=5146231	
		CUSTOMER DRAWING	SCALE 5:1	SHEET 1 of 1 REV A